

*DESIGN SYSTEMS
& CREATIVITY*

@JINA 11.07.2018 AMUX

HELLO

@JINVA

Sass





CSS ZEN GARDEN

The Beauty of CSS Design

[VIEW ALL DESIGNS](#)



A demonstration of what can be accomplished through [CSS](#)-based design. Select any style sheet from the list to load it into this page.

Download the example [HTML FILE](#) and [CSS FILE](#)

THE ROAD TO ENLIGHTENMENT

Littering a dark and dreary road lay the past relics of browser-specific tags, incompatible [DOMs](#), broken [CSS](#) support, and abandoned browsers.

We must clear the mind of the past. Web enlightenment has been achieved thanks to the tireless efforts of folk like the [W3C](#), [WASP](#), and the major browser creators.

The CSS Zen Garden invites you to relax and meditate on the important lessons of the masters. Begin to see with clarity. Learn to use the time-honored techniques in new and invigorating fashion. Become one with the web.

SO WHAT IS THIS ABOUT?

There is a continuing need to show the power of [CSS](#). The Zen Garden aims to excite, inspire, and

MID CENTURY MODERN

by Andrew Lohman

GARMENTS

by Dan Mall

STEEL

by Steffen Knoeller

APOTHECARY

by Trent Walton

SCREEN FILLER


by Elliot Jay Stocks

FOUNTAIN KISS

by Jeremy Carlson

*DESIGNING IN
THE BROWSER*

*IS [X] KILLING
WEB DESIGN?*



Global Header



Background-image: linear-gradient(to bottom, #0072bc 0%, #2a84c6 100%);
box-shadow: 0 2px 5px rgba(0,0,0, .2); inset 0 1px 0 rgba(255,255,255, .2);
border-radius: 8px;
height: 44px;



Vertically center all elements. This applies to every header from here on out.



color: white;
font-size: 18px;
font-weight: 100; letter-spacing: -0.5px;



Notifications Badge

border: 1px solid #004000; border-radius: 4px; box-shadow: 0 1px 2px rgba(0,0,0, .1); background-image: linear-gradient(to bottom, #238b45 0%, #204399 100%); color: white; font-size: 12px; font-weight: bold; height: 23px;

Vertically center the number within the badge. The badge stretches horizontally as the number gets larger.



Buttons (Default State)

border: 1px solid #0072bc; border-radius: 5px; box-shadow: 0 1px 0 rgba(0,0,0, .05); inset 0 1px 0 rgba(255,255,255, .1); background-image: linear-gradient(to bottom, #0072bc 0%, #2791d3 100%); color: white; font-size: 12px; font-weight: normal; height: 30px;

Vertically center the text within the button. The button stretches horizontally as the text gets longer.



Buttons (Tap State)

border: 1px solid #0072bc; background-color: #1570d3;

No more gradient or box-shadow.

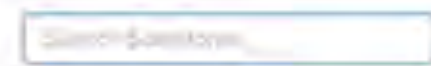


Search Input (Inactive State)

border-radius: 5px; background-color: #0072bc; box-shadow: inset 0 2px 2px rgba(0,0,0, .15); inset 0 0 1px rgba(255,255,255, .05); height: 30px;

Placeholder Text

color: #999999;
font-size: 14px;
font-weight: normal;



Search Input (Active State)

border: 1px solid #0072bc; border-radius: 5px; background-color: #fff; box-shadow: inset 0 1px 2px rgba(0,0,0, .07); height: 30px;

Placeholder Text

color: #999999;
font-size: 14px;
font-weight: normal;

Form Elements



Input Value Text

color: #333333;
font-size: 14px;
font-weight: normal;

Placeholder Text

color: #999999;
font-size: 14px;
font-weight: normal;

Label Text

color: #0072bc;
font-size: 12px;
font-weight: normal;

Disabled Text

color: #999999;
font-size: 14px;
font-weight: normal;



Vertically center all elements. This applies to everything from here on out.

Input Field (Default)

border: 1px solid #ccc0d2;
border-radius: 4px;
background-color: #f7f7f7;
box-shadow: inset 0 1px 2px rgba(0,0,0, .05);



Input Field (Active)

border: 1px solid #1570d3;
border-radius: 5px;
background-color: white;

Input Field (Disabled)

background-color: #f3f3f3;
border-radius: 4px;



Picklist (Default)

border: 1px solid #ccc0d2;
border-radius: 5px;
background-color: #fff;
box-shadow: 0 1px 0 rgba(0,0,0, .02); inset 0 0 0 1px rgba(255,255,255, .5);
background-image: linear-gradient(to bottom, rgba(0,0,0, .02) 0%, rgba(255,255,255, .05) 100%);



Picklist (Tap State)

border: 1px solid #0072bc;
border-radius: 5px;
background-color: #f3f3f3;



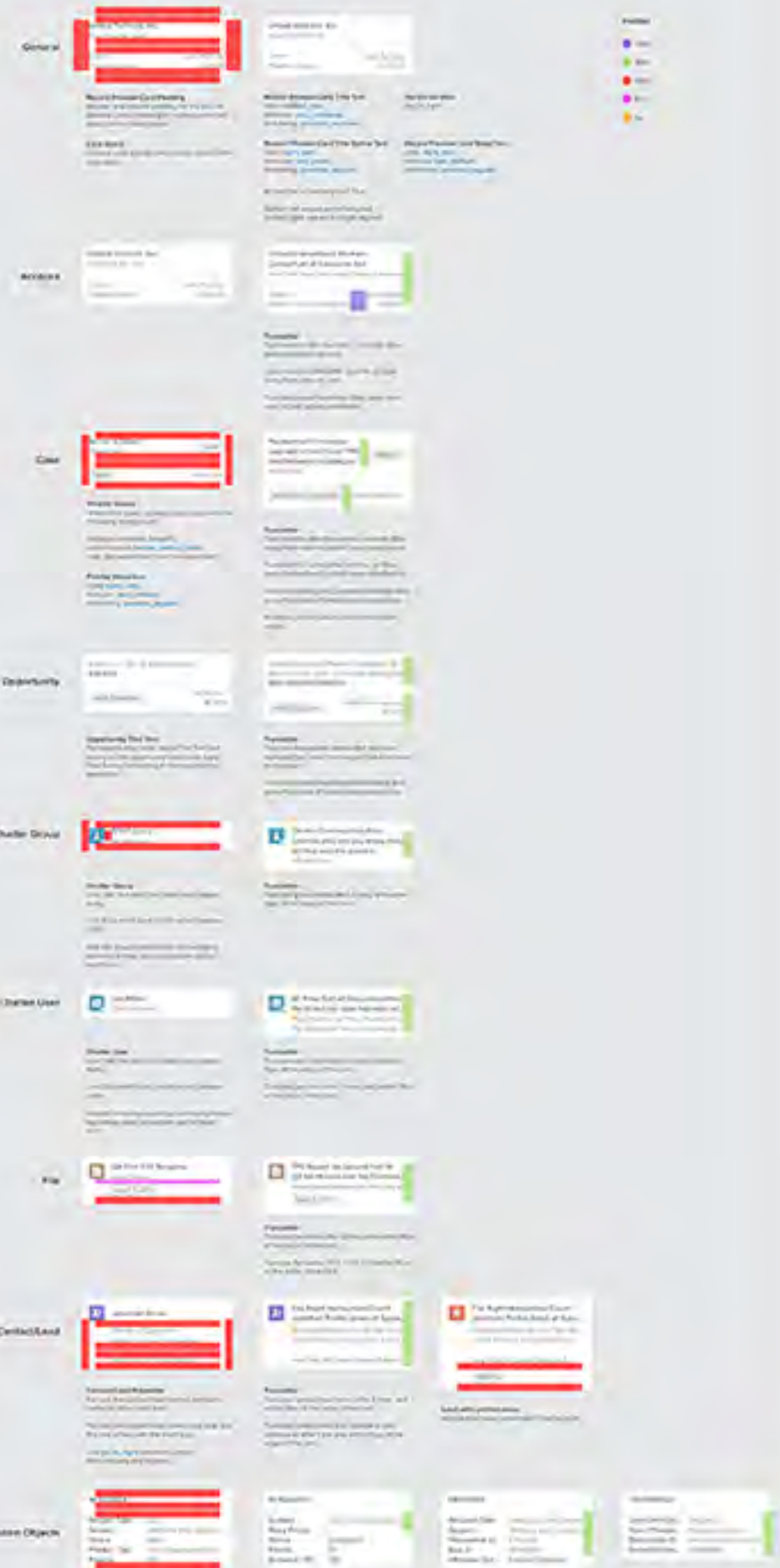
Checkbox (Default)

appearance: none;
border: 1px solid #ccc0d2;
border-radius: 3px;
background-color: white;
box-shadow: 0 1px 0 rgba(0,0,0, .02); inset 0 0 0 1px rgba(255,255,255, .5);
background-image: linear-gradient(to bottom, rgba(0,0,0, .02) 0%, rgba(255,255,255, .05) 100%);
height: 22px;
width: 22px;



Checkbox (Active)

border: 1px solid #0072bc;
box-shadow: 0 1px 0 rgba(0,0,0, .05);
background-image: linear-gradient(to bottom, #0072bc 0%, #333333 100%);
background-size: 100% 100%;



DESIGN

PAGES

DESIGN

SYSTEMS



crazy witch asian ✓

@jina

updating UI when you don't have a design system:



2:39 PM - 28 Jun 2017


◀ Hierarchy ▶

FRAME THE PAGE

The topmost element serves to frame the interface with the primary brand color while calling attention to global actions.

CONTENT FIRST

Keep everything else simple and neutral to allow the content to stand on its own. Lean toward simplicity.



PROVIDE CONTEXT

The dark anchor helps focus the context of the screen towards the title and image representation.



LIGHTNING DESIGN SYSTEM

Create the world's best enterprise app experiences.

GET STARTED

[Guidelines](#)

[Components](#)

[Utilities](#)

[Design Tokens](#)

[Icons](#)

[Help & Support](#)





CLARITY

Eliminate ambiguity. Enable people to see, understand, and act with confidence.



EFFICIENCY

Streamline and optimize workflows. Intelligently anticipate needs to help people work better, smarter, and faster.

CONSISTENCY

Create familiarity and strengthen intuition by applying the same solution to the same problem.





BEAUTY

Demonstrate respect for people's time
and attention through thoughtful and
elegant craftsmanship.

*FAILED DESIGN SYSTEMS
ARE DUE TO LACK OF A
UNIFIED VISION, SHARED
LANGUAGE, AND PURPOSE.*

“Freed from some of the daily tedium that can come with being a designer, I can shift the bulk of my time & energy to looking at the bigger picture.”

KATEY BASYE


*DESIGN SYSTEMS
DO NOT INHIBIT
CREATIVITY*

“A beautiful design system is about finding the same balance of consistency & variety. Too systematic & the design becomes predictable & repetitive. Too much variation & the system is confusing & overwhelming.”

YESENIA PEREZ-CRUZ



NASA
NASA
NASA
NASA
NASA
NASA
NASA



NASA
Langley Research Center



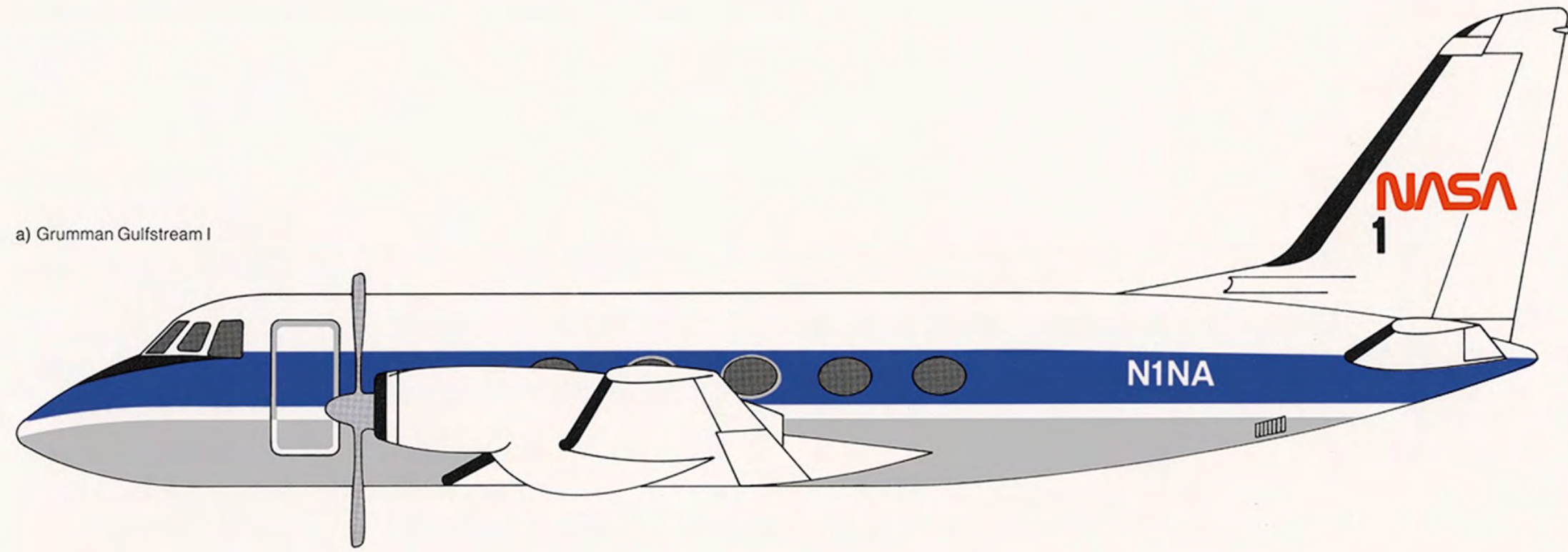
P

markings align with the top edge of the windows.

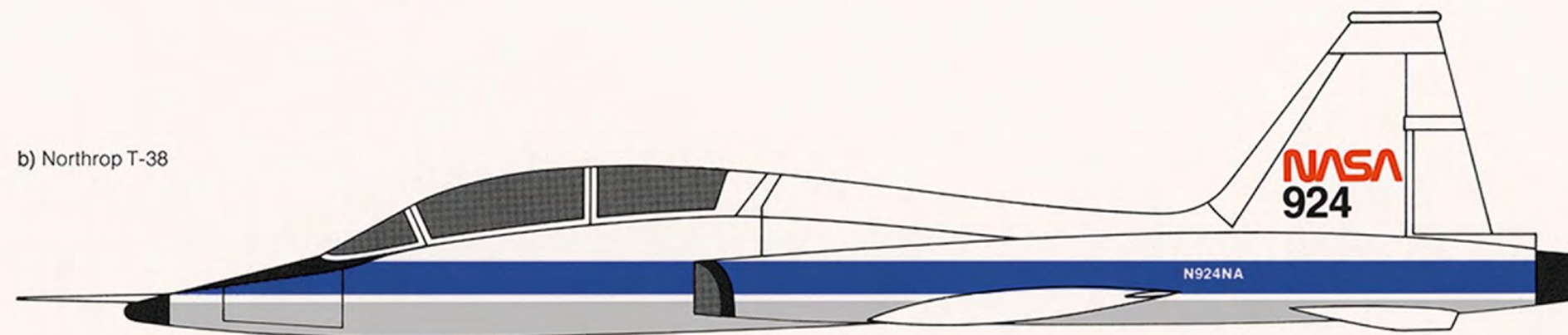
logotype. Wing and horizontal stabilizer tips are red for high visibility against white backgrounds.

craft may have a minimum marking of a red logotype with black Helvetica

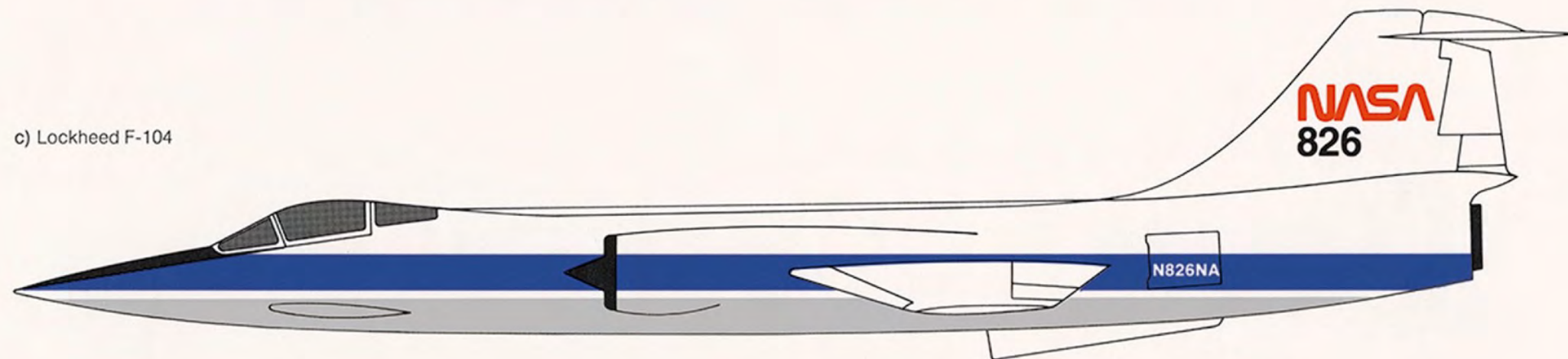
a) Grumman Gulfstream I




b) Northrop T-38



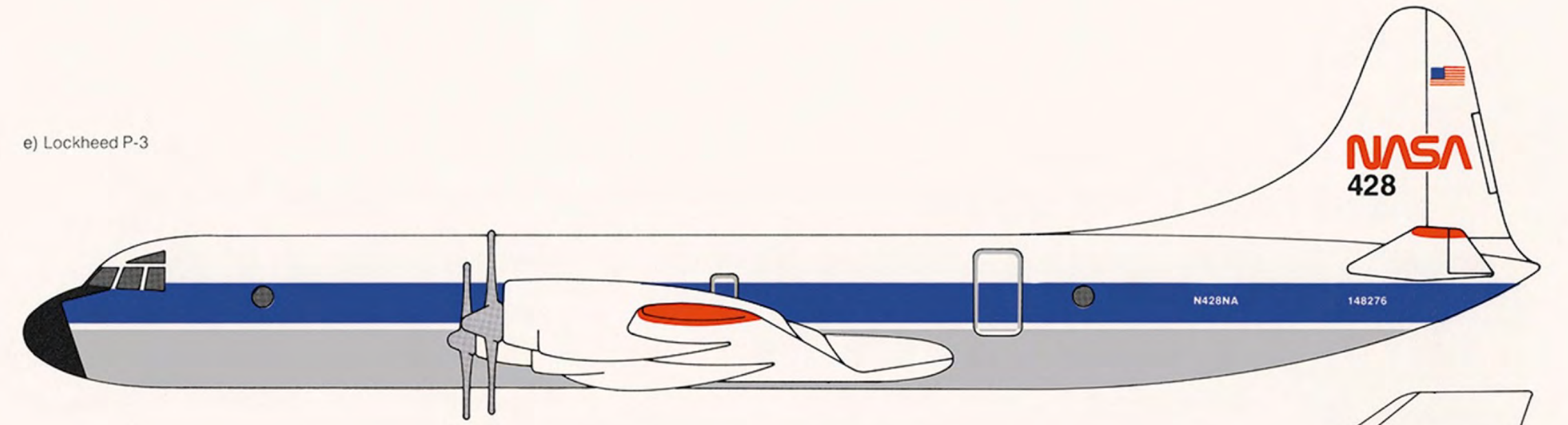
c) Lockheed F-104



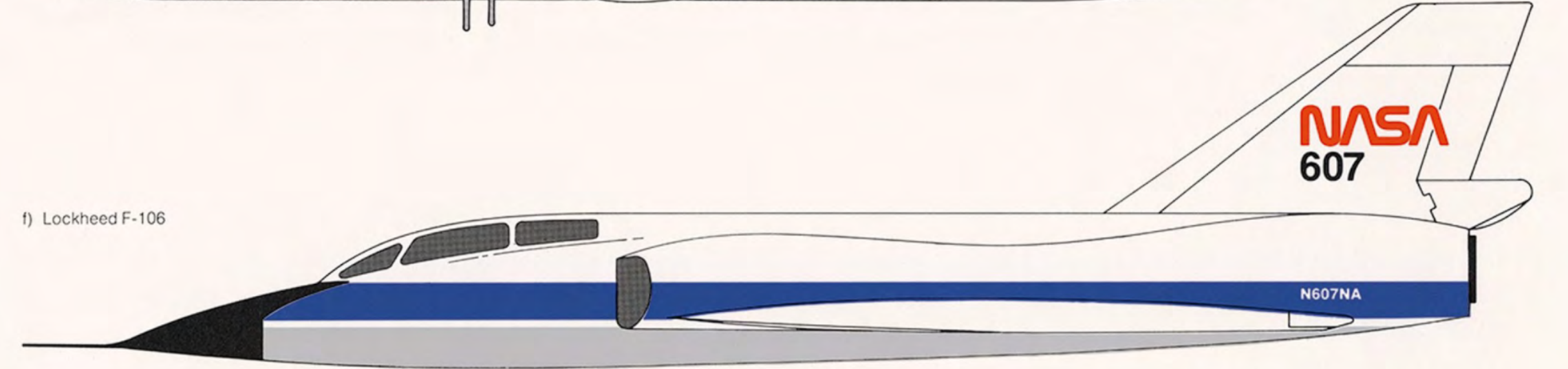
d) Beech Queenair 80



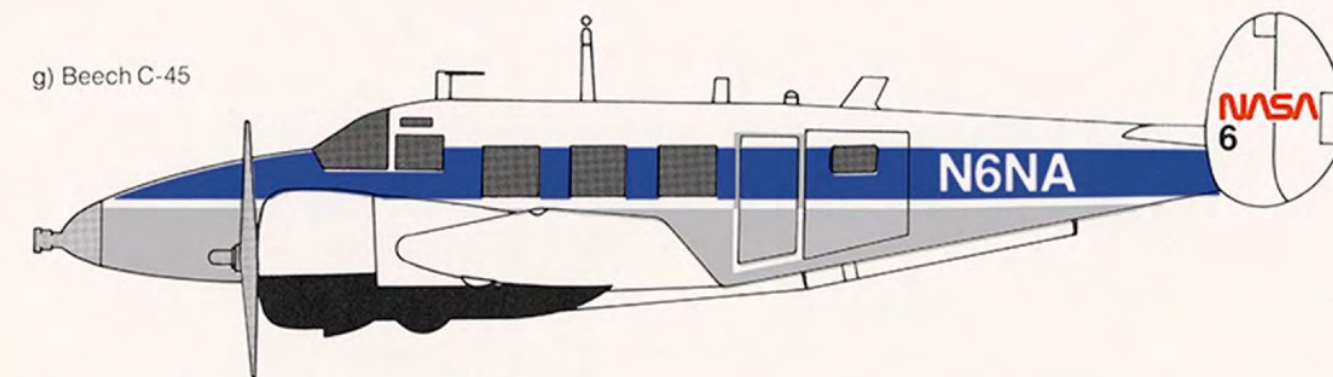
e) Lockheed P-3



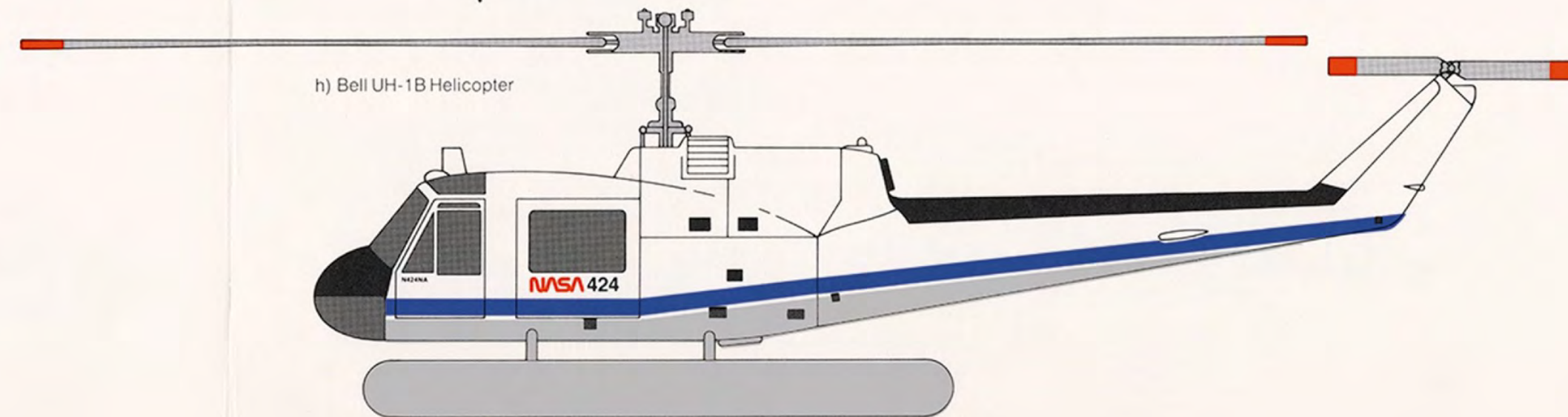
f) Lockheed F-106



g) Beech C-45



h) Bell UH-1B Helicopter





*LET'S TALK ABOUT
WHAT IT MEANS
TO BE CREATIVE*

“What if there were a school teaching design decentered from the hegemonic design gaze + centered unheard voices/ideas/cultures?”

AMÉLIE LAMONT

SCHOOL OF POST-COLONIAL DESIGN THOUGHT

Admissions Visit About [APPLY](#)

„THE LEARNING PROCESS IS SOMETHING YOU CAN INCITE, LITERALLY INCITE, LIKE A RIOT.”

– AUDRE LORDE

OUR MANIFESTO

- 01 Dismantle the hegemonic design gaze to embrace unheard voices.
- 02 Design is political and impacts all individuals from all walks of life.
- 03 Knowledge of our collective histories bears an understanding of the future.
- 04 Community supports and inspires us to be our greatest selves.

[APPLY FOR SPRING 2019](#)

SCHOOL OF POST-COLONIAL DESIGN THOUGHT

ABOUT: Mission, FAQs, Privacy Policy

STUDENTS: Admissions, Course Catalog, Academic Calendar

FACULTY: Staff Directory, Board

RESOURCES: Library, Research Databases



Amélie Lamont

@amelielamont

Many of the formative ideas of the HDG stem from very Eurocentric ideas of design.

Have you ever noticed that when you open a design textbook, all of the design “greats”, historical or modern, come from Western + white cultures? /3

7:25 AM - 22 Aug 2018

*TWITTER.COM/AMELIELAMONT/STATUS/
1032272347326230528*



isha

@ikasliwal

I love traveling to Asian countries because it's such a good reminder that "minimalism," symmetry, black/white in design is not all that matters; there is so much aesthetic beauty in loud colors and patterns, and visual balance doesn't only come from evenness

12:57 PM - 4 Nov 2018



Kristy Tillman

@KristyT

Replying to @ikasliwal

yess

the design industry is myopic AF

1:01 PM - 4 Nov 2018



isha

@ikasliwal

Replying to @KristyT

The fact that every young designer is taught that Euro-centric design is the “best” needs to change ASAPPP

1:07 PM - 4 Nov 2018



[wired.com/story/jennifer-hom-illustrations-airbnb](https://www.wired.com/story/jennifer-hom-illustrations-airbnb)

“I looked at it not from an aesthetic perspective, but what is the company trying to do? How is it moving into the future?”

JENNIFER HOM

“Through sketching with clients, we use their expertise to generate a deeper understanding and more informed visual designs. In these sessions, people tend to tell stories as they draw, or talk out loud about ideas they have but can’t really articulate yet. We work off each other’s ideas to come up with solutions together.”

JERLYN JARNPOON-PHILLIPS

SINK

POTATO Ext.

FRY Fryer

FRY BAGS Hood

GRIDDLE FRYER

MALTS

GARNISH #1
GARNISH #2

BURGER FINISH
BURGER FINISH
ORANGE ROOT BEER

SOFT DRINKS
MULTIMIXER

ICE CREAM

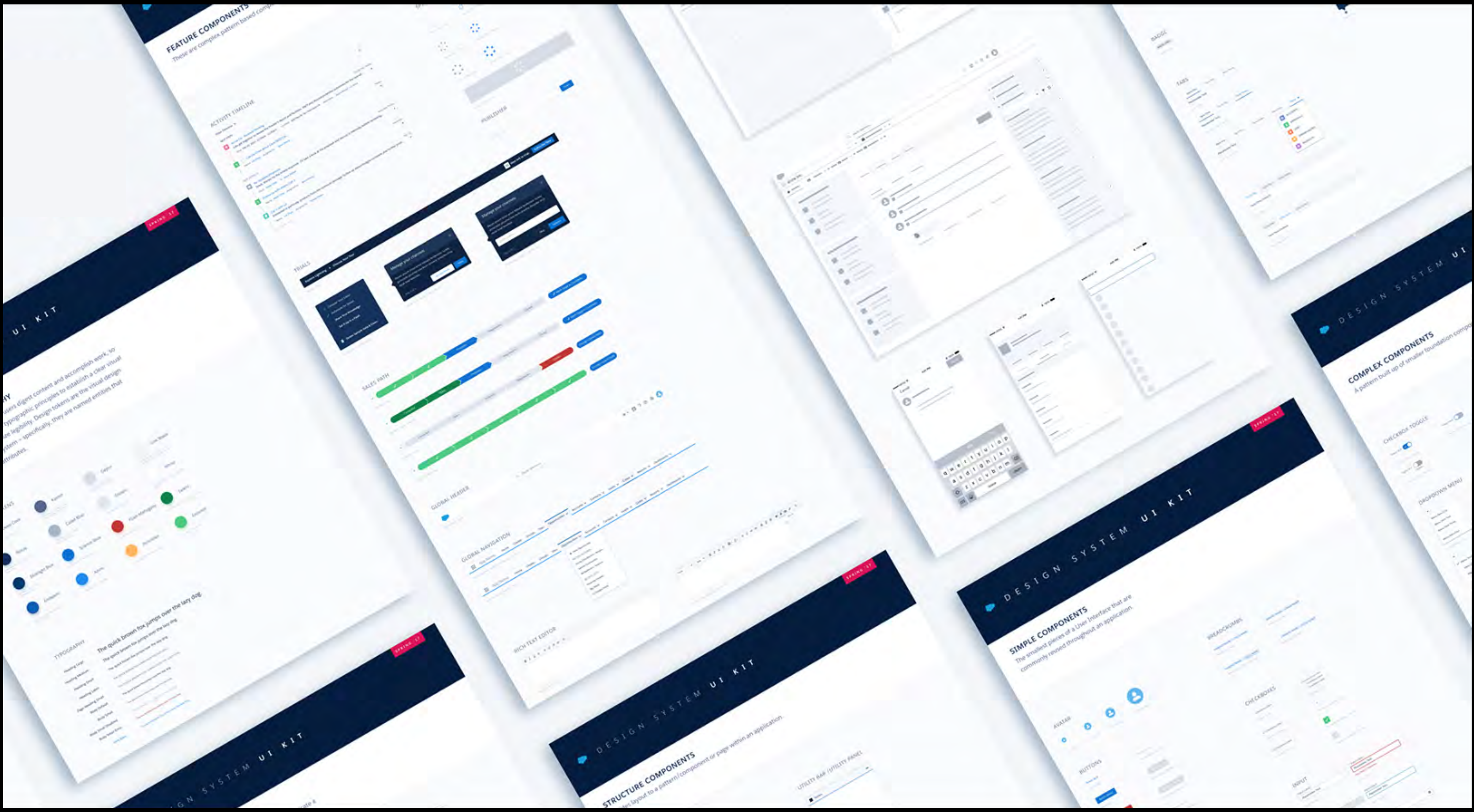
FRONT COUNTER





“Here’s the simple truth: you can’t innovate on products without first innovating the way you build them.”

ALEX SCHLEIFER



[INSTALL](#)[LEARN SASS](#)[BLOG](#)[DOCUMENTATION](#)[GET INVOLVED](#)

Color & Theming

Brand Colors

`$hopbush`
`#c69`

`$bouquet`
`#b37399`

`$venus`
`#998099`

`$patina`
`#699`

`$nebula`
`#d2e1dd`

`$white`
`#fff`

`$dawn-pink`
`#f2ece4`

`$wafer`
`#e1d7d2`

`$iron`
`#dadddf`

`$regent-grey`
`#808c99`

`$pale-sky`
`#6b717f`

`$midnight-blue`
`#036`

STYLE GUIDE

[Brand Guidelines](#)[Typography](#)[Team Sass Design](#)[Color & Theming](#)[Code Style Guide](#)[Layouts & Grid](#)

Usage

`$color-shadow``rgba($black, .125)`

data/color.yml

```
colors:  
  - name: hopbush  
    hex: "c69"  
  - name: bouquet  
    hex: "b37399"  
  - name: venus  
    hex: "998099"  
  - name: patina  
    hex: "699"  
  - name: nebula  
    hex: "d2e1dd"  
  - name: white  
    hex: "fff"
```

_color.scss.erb

```
<% data.color.colors.each do |swatch| %>  
  $<%= swatch.name %>: #<%= swatch.hex %>;  
<% end %>
```


data/color.yml

```
colors:
  - name: hopbush
    hex: "c69"
  - name: bouquet
    hex: "b37399"
  - name: venus
    hex: "998099"
  - name: patina
    hex: "699"
  - name: nebula
    hex: "d2e1dd"
  - name: white
    hex: "fff"
```


03_color.html.haml

```
%ul.swatches
  - for swatch in data.color.colors
    %li{class: "swatch-" + swatch.name}
      %pre
        %code
          = "$" + swatch.name
        %br/
          = "#" + swatch.hex
```






🔒 30th Birthday Trip



Tasks

About

Activity

Attachments

Wufoo

All Tasks by Section ▾

Create Task

Create Section

- ☐ Activities 1
- ☐ Find an awesome dinner place to celebrate 1
- ☐ Book flights
- ☐ Plan who we want to come and send invites 2
- ☐ Find an AirBnB near a beach in our chosen 2
- ☐ Figure out which days we want to be in Hawaii 6



Saved



for

Assign to someone...

list

30th Birthday Trip x

date


time


about




Work Better, Together.

The easiest way to get all your work done.
Share tasks, projects and files
with anyone you work with.

 [Explore Features](#)

 [Sign up for Do](#)


DEATHSTAR.CSS.SASS




KENOBI.CSS.SASS



DEATHSTAR.CSS.SASS




KENOBI.CSS.SASS



DEATHSTAR.CSS.SASS

KENOBI.CSS.SASS



“Focus first on designing the system of real-world objects, then on designing a system of implementation to bring it all to life”

SOPHIA VOYCHEHOVSKI

Theme Editor Composer

Avatar

- BackgroundImage
- Button
- Box
- Card
- Text
- Layout
- Grid
- AppBar
- Section
- Box**
 - Heading
 - Box
- Section
 - Layout
 - Layout
 - Card
 - BackgroundImage
 - Layout
 - Box


100%

iPhone SE iPhone XS

Events


Upcoming events

Events you may like



JAN 30 **Ozzy Osbourne | Dublin**
Public · MCD Promotions
2,538 people interested



Interested 4 friends going



JAN 31 **Electric Blue**
Public · MCD Promotions
22,538 people interested

Interested

Colm Tuite is interested in an event near you



Breakpoint None

Flex item

Grow Allow Prevent

Shrink Allow Prevent

Basis Allow Prevent

Dimensions

W Auto H Auto

Margin

0 0 0 0

Padding

0 0 0 0

Fill +

Pin

The screenshot displays the Interplay design tool interface. At the top, there are window controls (red, yellow, green dots), a 'Projects' tab, and a toolbar with icons for grid, list, zoom, and text. The main workspace shows a design project titled 'Project Name — Popular' at 1280px width and 100% zoom. On the left is a 'Search Components' sidebar with a search bar and a grid of component thumbnails including 'Home Icon Layout', 'Toolbar Layout', 'Avatar Layout', 'FAB Button Layout', 'Card Layout', 'Play Card Layout', 'Search Input Layout', 'Page Controls Layout', 'Sign Up', 'Login', 'Button Group Layout', and 'Expand Icon Layout'. The central canvas features a background image of a woman with large, colorful wings sitting on a ledge. Overlaid on this is a sign-up form titled 'Magic can happen' with the text 'Imagine what you can create with the power of magic. Imagine what you can create with the power of magic.' The form includes input fields for 'First Name' (Thomas), 'Last Name' (Cook), 'Email' (thomas@cook.co.uk), 'Phone' (+1 123 341 134), 'Password', and 'Confirm Password'. It also has a checkbox for 'I agree to the Terms and Conditions and Privacy Policy' and 'Sign Up' and 'Login' buttons. On the right is a 'Properties' panel with a toolbar for alignment and zoom, and sections for 'Text' (font size 60px, line length 40px, right margin 40px, bold auto), 'Layout' (stack, vertical direction, align center, distribute start, spacing 8px), and 'Nested Components' (a 'Card' component with image, heading, and summary).

body-shim

SUSHI & ROBOTS

ABOUT

BLOG

CONTACT

CONSULTING

PROJECTS

SPEAKING

WRITING

PORTFOLIO

FEATURED

SHOP

DESIGN SYSTEMS PRACTITIONER & ADVOCATE

Jina Anne is a consultant, community builder, and advocate focused on design systems. Currently, Jina coaches with design systems teams and individuals through office hours, advising, and workshops.

Previously, Jina was a Senior Design Systems Lead and product manager focused on design systems and operations for a new product still currently in development at Amazon.

At Salesforce, Jina was lead designer of the Lightning Design System and a founding member of the team. She also led the Salesforce UX team's community and evangelism efforts by acting as Editor in Chief for the Salesforce UX blog, directing the social media channels, and partnering with conferences and meet ups to host and sponsor events.

At Apple, Jina led and wrote much of the CSS architecture remodel for the Apple Online Store, and provided visual and interaction design, and style guides for the online store's user interface.

Jina has also worked at companies including GitHub, Engine Yard, Crush



Div Block

Selector: body-shim

1 on this page, 23 on other pages.

Grid Child

Edit parent grid

Position: 2 2 2 2

Column start/end: Row start/end

Align: Auto Auto

Horizontal Vertical

Layout: Advanced

Display Setting

Edit Grid

Alignment

Children: Stretch Stretch

Horizontal Vertical

Tracks: Stretch Stretch

Columns Rows

Width: Auto Height: Auto

Min: 0 PX Min: 0 PX

Max: None Max: None

Float: Clear

- Home
- Trending
- Subscriptions
- Originals

LIBRARY

- History
- Watch later
- Purchases



Layout Land

33,860 subscribers

SUBSCRIBED 33K



HOME

VIDEOS

PLAYLISTS

COMMUNITY

CHANNELS

ABOUT



Latest Videos [PLAY ALL](#)



The Firefox Shape Path Editor

Layout Land
13K views • 4 months ago
CC



What if CSS Grid Changes?

Layout Land
7.7K views • 3 months ago
CC



9 Biggest Mistakes with CSS Grid

Layout Land
42K views • 3 months ago
CC

FEATURED CHANNELS

Rachel Andrew

SUBSCRIBE

An Event Apart

SUBSCRIBE

Mozilla Hacks

SUBSCRIBE

Layout Design on the Web – conference talks from Jen Simmons [PLAY ALL](#)

Conference talks from Jen Simmons in 2015, 2016, 2017.



*NOT EVERYTHING HAS TO
BE IN THE SYSTEM.*



*NOT EVERYTHING HAS TO
BE FROM THE SYSTEM.*

*“Patterns are not dogma,
they can change and adapt.”*

CLAUDINA SARAHE

“True collaboration isn’t throwing designs over the wall... It’s designers, engineers, and the rest of the team sharing the responsibility to build a quality product... Reduce the barriers, support and empower them, and designers who code will become the norm.”

DIANA MOUNTER

 **jina** 
21 hrs ago · 5 min read

♥ You, Christopher Auyeung, and 22 others recommended

Team Models for Scaling a Design System
Nathan Curtis

♥ 39 💬 1




The Salesforce Team Model for Scaling a Design System

[MEDIUM.COM/SALESFORCE-UX/THE-SALESFORCE-TEAM-MODEL-FOR-SCALING-A-DESIGN-SYSTEM-D89C2A2D404B](https://medium.com/salesforce-ux/the-salesforce-team-model-for-scaling-a-design-system-d89c2a2d404b)

IDE NUGAD - "THE COOKER"

7.



youtu.be/RFESYir99Kw



**Accordion to me,
you're the best.**



Roses are

#E31C3D



Violets are

#0071BC

DRAFT

U.S. Web Design Standards



*DESIGN SYSTEMS
ARE FOR PEOPLE*

RESOURCES

CLARITY



clarityconf.com

SLACK.DESIGN.SYSTEMS

STYLEGUIDES.IO

PUBLICATION.DESIGN.SYSTEMS

COALITION.DESIGN.SYSTEMS


NEWS.DESIGN.SYSTEMS

JOB.S.DESIGN.SYSTEMS



SAN FRANCISCO

sfdsc.co



INVISION PRESENTS

designbetter.co/design-systems-handbook

THANK YOU

@JINVA